

# XCKP2121G11

limit switch XCKP - th.plastic roller lever plung.  
Hor - 1NC+1NO - snap - Pg11



## Main

Range of product	OsiSense XC
Series name	Standard format
Product or component type	Limit switch
Device short name	XCKP
Sensor design	Compact form E conforming to CENELEC EN 50047
Body type	Fixed
Head type	Plunger head
Material	Plastic
Body material	Plastic
Head material	Zamak
Fixing mode	By the body
Movement of operating head	Linear
Type of operator	Spring return roller lever plunger thermoplastic
Type of approach	Lateral approach 1 direction
Number of poles	2
Contacts type and composition	1 NC + 1 NO
Contacts operation	Snap action

## Complementary



Switch actuation	By 30° cam
Electrical connection	Screw-clamp terminals, clamping capacity: 1 x 0.34...2 x 1.5 mm <sup>2</sup>
Cable entry	1 entry tapped for Pg 11 cable gland
Contacts insulation form	Zb
Positive opening	With
Positive opening minimum force	18 N
Minimum force for tripping	6 N
Maximum actuation speed	1 m/s
Repeat accuracy	0.1 mm on the tripping points with 1 million operating cycles
Contact code designation	Q300, DC-13 (Ue = 250 V, Ie = 0.27 A) conforming to EN/IEC 60947-5-1 appendix A A300, AC-15 (Ue = 240 V, Ie = 3 A), Ithe = 10 A conforming to EN/IEC 60947-5-1 appendix A
[Ui] rated insulation voltage	300 V conforming to CSA C22.2 No 14 500 V degree of pollution 3 conforming to IEC 60947-1 300 V conforming to UL 508
Resistance across terminals	<= 25 MOhm conforming to IEC 60255-7 category 3
[Uimp] rated impulse withstand voltage	6 kV conforming to IEC 60947-1 6 kV conforming to IEC 60664
Short circuit protection	10 A by gG cartridge fuse
Electrical durability	5000000 cycles, DC-13, 48 V, 7 W, operating rate: <= 60 cyc/mn, load factor: 0.5 conforming to IEC 60947-5-1 appendix C 5000000 cycles, DC-13, 24 V, 10 W, operating rate: <= 60 cyc/mn, load factor: 0.5 conforming to IEC 60947-5-1 appendix C 5000000 cycles, DC-13, 120 V, 4 W, operating rate: <= 60 cyc/mn, load factor: 0.5 conforming to IEC 60947-5-1 appendix C
Mechanical durability	15000000 cycles

Width	31 mm
Height	65 mm
Depth	30 mm
Product weight	0.105 kg
Terminals description ISO n°1	(13-14)NO (21-22)NC

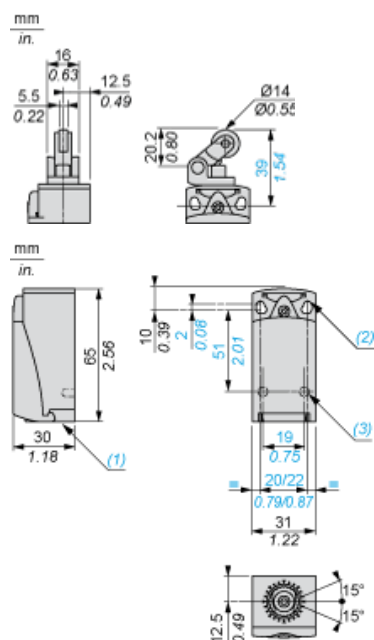
## Environment

Shock resistance	50 gn (duration = 11 ms) conforming to IEC 60068-2-27
Vibration resistance	25 gn (f = 10...500 Hz) conforming to IEC 60068-2-6
IP degree of protection	IP67 conforming to IEC 60529 IP66 conforming to IEC 60529
IK degree of protection	IK04 conforming to EN 50102
Class of protection against electric shock	Class II conforming to NF C 20-030 Class II conforming to IEC 61140
Ambient air temperature for operation	-25...70 °C
Ambient air temperature for storage	-40...70 °C
Protective treatment	TC
Product certifications	CCC CSA UL
Standards	EN 60204-1 EN 60947-5-1 IEC 60204-1 IEC 60947-5-1 UL 508 CSA C22.2 No 14

## Offer Sustainability

Sustainable offer status	Green Premium product
RoHS (date code: YYWW)	Compliant - since 1002 - <a href="#">Schneider Electric declaration of conformity</a>
REACH	Reference not containing SVHC above the threshold
Product environmental profile	Available  <a href="#">Download Product Environmental</a>
Product end of life instructions	Available  <a href="#">Download End Of Life Manual</a>

## Dimensions



- (1) Tapped entry for Pg 11 cable gland
- (2) 2 elongated holes  $\varnothing 4.3 \times 6.3$  mm on 22 mm centres, 2 holes  $\varnothing 4.3$  on 20 mm centres.
- (3) 2 x  $\varnothing 3$  holes for support studs, depth 4 mm.

### Mounting with Cable Entry

#### Position of Cable Gland



- (1) Recommended
- (2) To be avoided

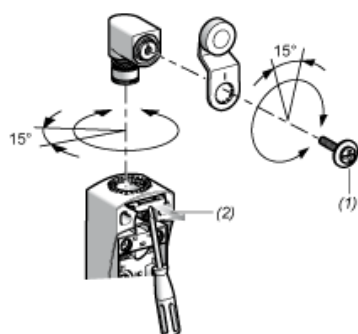
### Mounting with Rotary Heads and Levers

#### Type of Cam



- (1) Recommended
- (2) To be avoided

### Setting-up with Head ZCE01 and ZCE09



- (1) Tightening torque (Min : 1) (Max : 1.5)
- (2) Tightening torque (Min : 0.8) (Max : 1.2)

---

## Wiring Diagram

---

2-pole NC + NO Snap Action

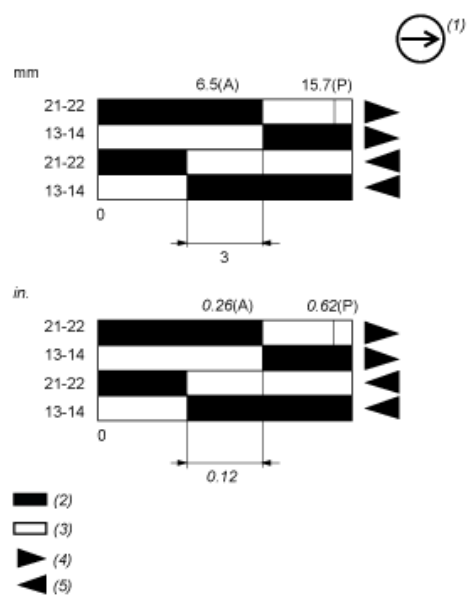


## Characteristics of Actuation

### Switch Actuation by 30° Cam



## Functionnal Diagram



- (P) Positive opening point  
(A) Cam displacement  
(1) NC contact with positive opening operation  
(2) Closed  
(3) Open  
(4) Tripping  
(5) Resetting