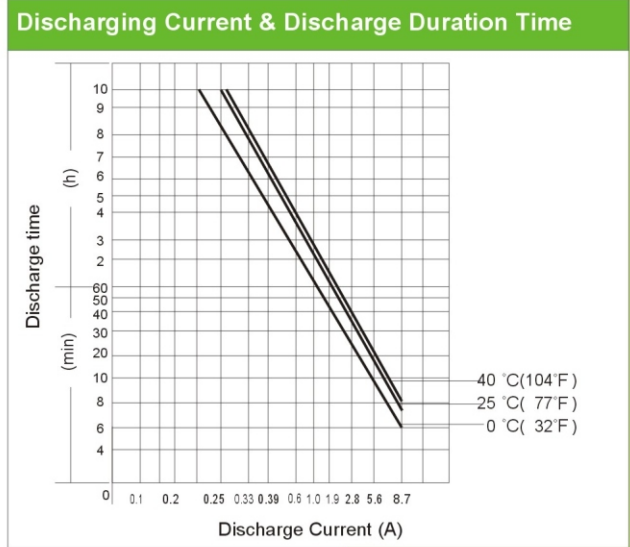
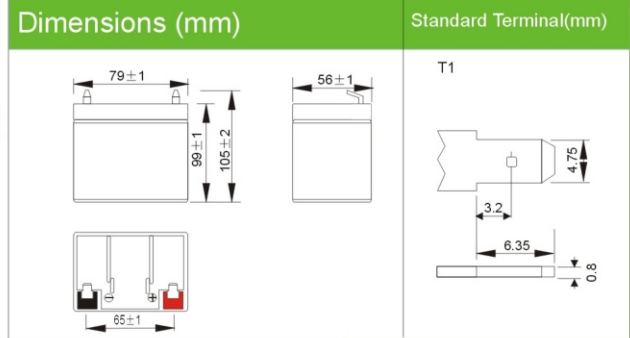


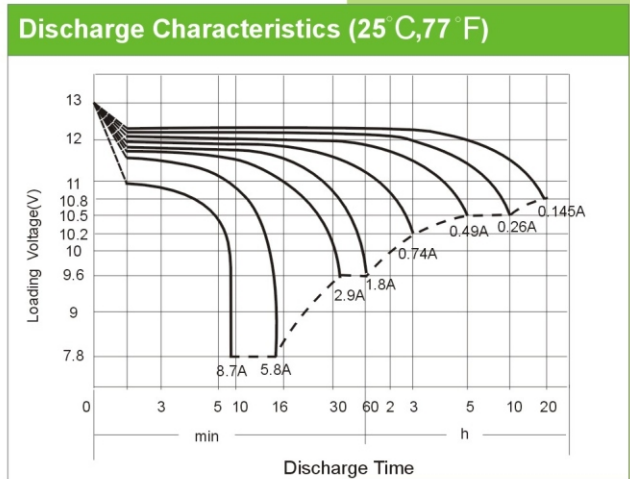


# PS 1229 (12v2.9ah)



PHYSICAL SPECIFICATION		
Nominal Voltage		12V
Nominal Capacity (20HR)		2.9AH
Dimension	Length	79±1mm (3.11 inches)
	Width	56±1mm (2.20 inches)
	Container Height	99±1mm (3.90inches)
	Total Height (with Terminal)	105±2mm (4.13 inches)
Weight		Approx 1.10kg (2.43lbs)
Standard Terminal		T1

ELECTRICAL SPECIFICATION					
Rated Capacity	20 hour rate (145mA)	2.90AH	Constant-Voltage	Cycle	Initial Charging Current less than 0.87A.Voltage 14.4V~ 15.0V at 25°C (77°F) Temp. Coefficient -30mV/°C
	10 hour rate (260mA)	2.60AH			
	5 hour rate (490mA)	2.45AH			
	1 hour rate (1.80A)	1.80AH			
	15minute rate (5.68A)	1.42AH			
Capacity affected by Temperature	40°C (104°F)	103%	Charge	Standby	No limit on Initial Charging Current Voltage 13.5V~13.8V at 25°C(77°F) Temp. Coefficient - 20mV/°C
	25°C (77°F)	100%			
	0°C (32°F)	86%			



Constant Current (Amp) and Constant Power (Watt) Discharge Table (25°C, 77°F)												
Time(minute) Final voltage/Cell	5	10	15	20	30	45	60	120	180	300	600	1200
Amp/Watt/Cell	1.30	1.30	1.30	1.30	1.60	1.60	1.67	1.70	1.75	1.75	1.75	1.8
A	11.60	8.27	5.68	4.64	3.34	2.32	1.80	1.02	0.74	0.49	0.26	0.145
W	20.76	15.54	10.82	9.08	6.55	4.61	3.57	2.02	1.47	0.99	0.52	0.290