

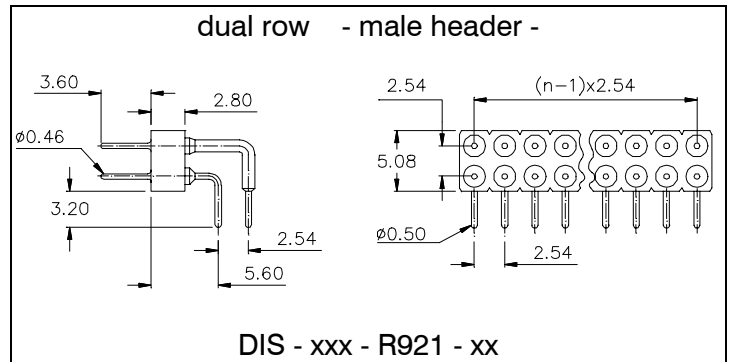
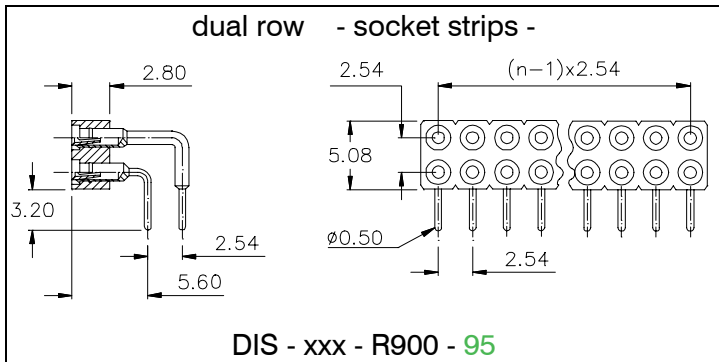
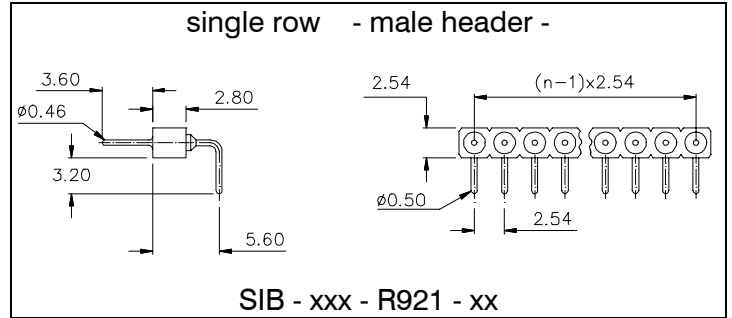
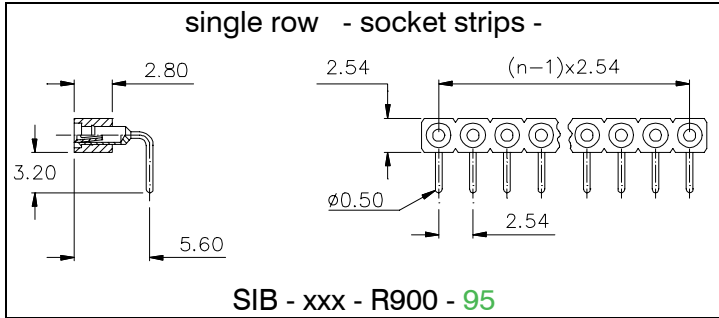

# 90° Socket Strips & Male Headers

The 2,54mm pitch 90° socket strips and male headers are designed for „board to board“ connections, and can also be used in combination with the straight version SIB/DIS strips shown earlier in this catalogue.

The socket strips accept round pins with a diameter of 0,41 to 0,56mm max., as well as square pins of 0,40 x 0,40mm max.

The socket strips and male headers are stackable and available in any pinout as shown in the below order code.

The head of the female terminal is completely embedded in the insulator.



## Specifications

### Mechanical data

Insertion force contact type 900	1,80 N (avg)
Extraction force contact type 900	0,90 N (avg)
Contact life	> 100 cycles
Operating temperature	-55° C to +125° C
Processing temperature	+250°C +0/-5°C for 20~40sec.

### Material

Insulator (RoHS compliant)	high temp plastic UL 94 V-O
Terminal (RoHS compliant)	CuZn
Contact (RoHS compliant)	BeCu

### Electrical data

Insulation resistance	5 x 10 <sup>9</sup> Ω min.
Breakdown voltage	500 V AC for 1 minute
Contact resistance	4,3 mΩ typ.
Current rating	1 A max., 100V

### Insertion depth contact type 900

maximum	3,68mm / .145"
minimum	2,80mm / .110"

## How to order

**XXX - xxx - R xxx - xx**

Series	Row	Nbr of contacts	Contact Type	Plating
<b>SIB</b> = single-in-line strips	... 1	<b>02 to 40</b> <i>20, 32, 40 Std. breakable sizes</i>	<b>900</b> = female	<b>Contact type „900“</b> - <b>95</b> = tin/gold <i>(tin leadfree)</i>
<b>DIS</b> = dual-in-line strips...	... 2	<b>04 to 72</b>	<b>921</b> = male	<b>Contact type „921“</b> - <b>99</b> = tin <i>(tin leadfree)</i> - <b>55</b> = gold