



## Power Bridge Rectifiers

### SKB B../..-4

#### Features

- Square plastic case with screw terminals

#### Typical Applications\*

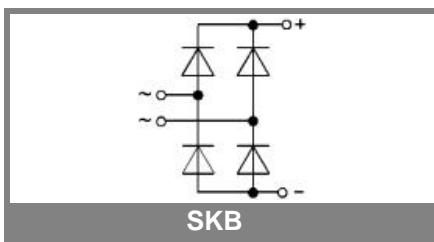
- Internal power supplies for electronic equipment
- Electronic control equipment
- DC motors
- Field rectifiers for DC motors
- Battery charger rectifiers
- Recommended snubber network:  
RC: 10 nF, 20...50 Ω ( $P_R = 1 W$ )

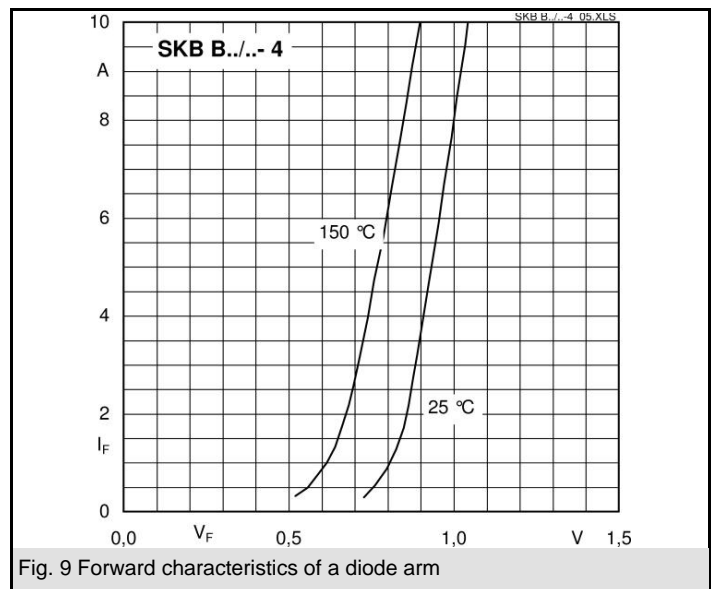
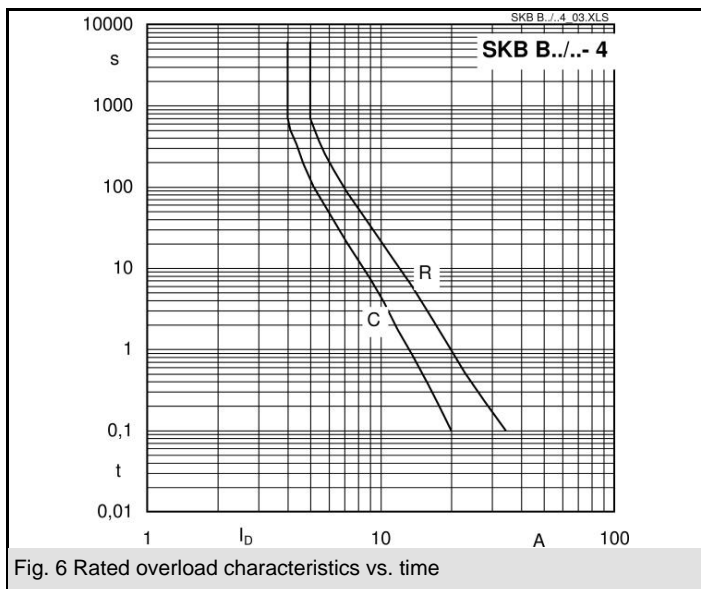
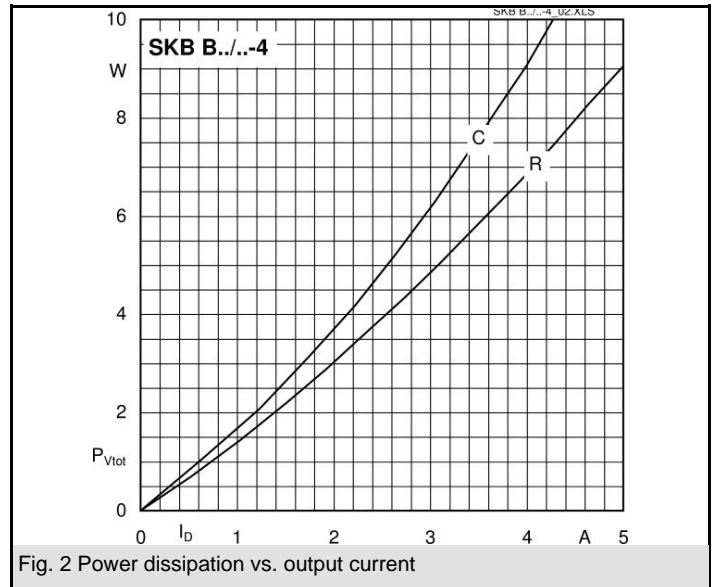
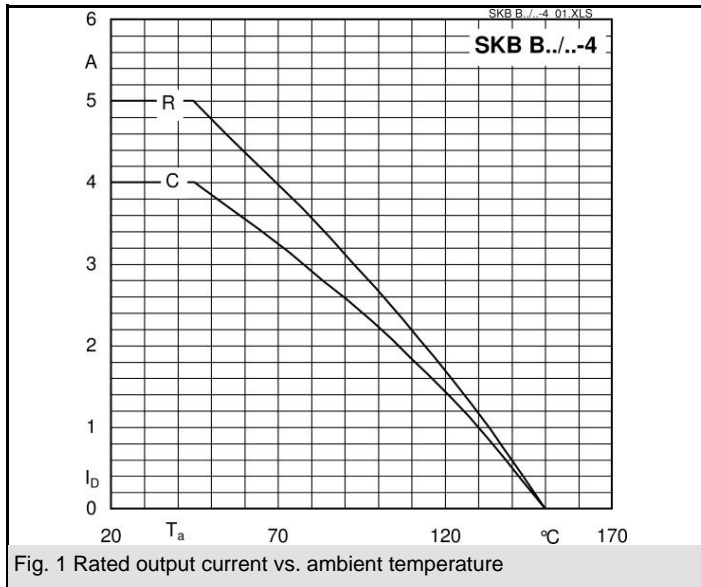
1) Freely suspended or mounted on an insulator

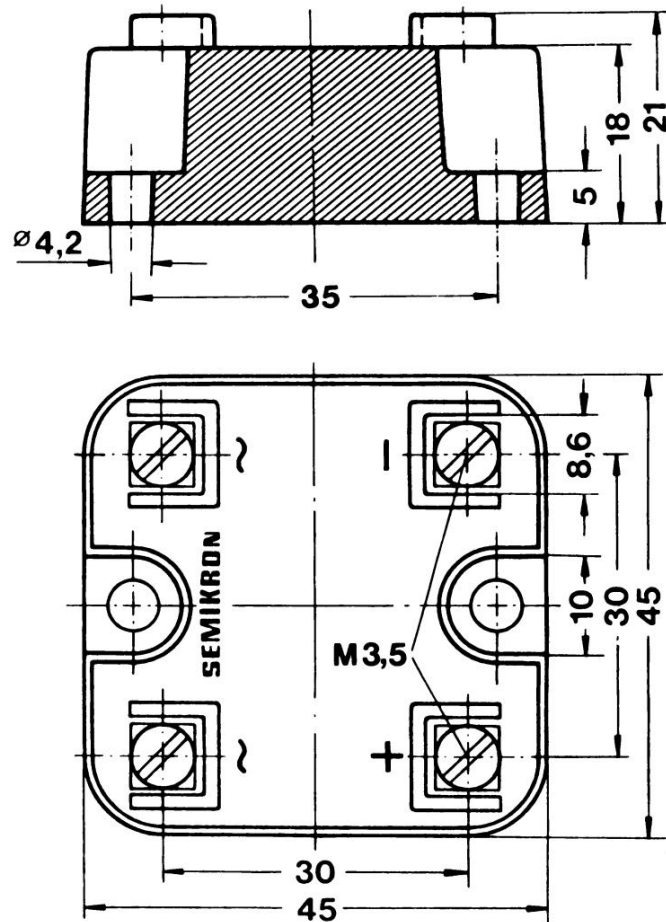
2) Mounted on a painted metal sheet of min. 250 x 250 x 1 mm

$V_{RSM}, V_{RRM}$ V	$V_{VRMS}$ V	$I_D = 5 A (T_a = 45 ^\circ C)$ Types	$C_{max}$ $\mu F$	$R_{min}$ $\Omega$
400	125	SKB B80/70-4		0,5
800	250	SKB B250/220-4		1
1200	380	SKB B500/445-4		2

Symbol	Conditions	Values	Units
$I_D$	$T_a = 45 ^\circ C$ , isolated <sup>1)</sup>	5	A
	$T_a = 45 ^\circ C$ , chassis <sup>2)</sup>	5	A
$I_{DCL}$	$T_a = 45 ^\circ C$ , isolated <sup>1)</sup>	4	A
	$T_a = 45 ^\circ C$ , chassis <sup>2)</sup>	4	A
	$T_a = ^\circ C$ ,		A
$I_{FSM}$	$T_{vj} = 25 ^\circ C$ , 10 ms	180	A
	$T_{vj} = 150 ^\circ C$ , 10 ms	150	A
$i^2t$	$T_{vj} = 25 ^\circ C$ , 8,3 ... 10 ms	160	A <sup>2</sup> s
	$T_{vj} = 150 ^\circ C$ , 8,3 ... 10 ms	110	A <sup>2</sup> s
$V_F$	$T_{vj} = 25 ^\circ C$ , $I_F = 80 A$	max. 2,65	V
$V_{(TO)}$	$T_{vj} = 150 ^\circ C$	max. 0,8	V
$r_T$	$T_{vj} = 150 ^\circ C$	max. 24	mΩ
$I_{RD}$	$T_{vj} = 25 ^\circ C$ , $V_{RD} = V_{RRM}$	100	$\mu A$
	$T_{vj} = ^\circ C$ , $V_{RD} = V_{RRM} \geq V$		$\mu A$
$I_{RD}$	$T_{vj} = 150 ^\circ C$ , $V_{RD} = V_{RRM}$	0,6	mA
	$T_{vj} = ^\circ C$ , $V_{RD} = V_{RRM} \geq V$		mA
$t_{rr}$	$T_{vj} = 25 ^\circ C$	10	$\mu s$
$f_G$		2000	Hz
$R_{th(j-a)}$	isolated <sup>1)</sup>	13	K/W K/W
$T_{vj}$		- 40 ... + 150	$^\circ C$
$T_{stg}$		- 55 ... + 150	$^\circ C$
$V_{isol}$			V~
$M_s$	to heatsink	1,5 ± 15 %	Nm
$M_t$	to terminals	1 ± 15 %	Nm
$a$			m/s <sup>2</sup>
$w$		60	g
$F_u$		6	A
Case		G 8	







Case G 8

\* The specifications of our components may not be considered as an assurance of component characteristics. Components have to be tested for the respective application. Adjustments may be necessary. The use of SEMIKRON products in life support appliances and systems is subject to prior specification and written approval by SEMIKRON. We therefore strongly recommend prior consultation of our personal.