

Kingbright®

20mm BIG LAMPS

DLA2/6 SERIES

DLC2/6 SERIES

Features

- 2 PINS.
- HIGH LUMINOUS INTENSITY.
- LOW POWER CONSUMPTION.
- WIDE VIEWING ANGLE.
- CATEGORIZED FOR LUMINOUS INTENSITY.
- EXCELLENT ON/OFF CONTRAST.
- EASY MOUNTING ON P.C. BOARD OR SOCKETS.
- SOLID STATE RELIABILITY.

Description

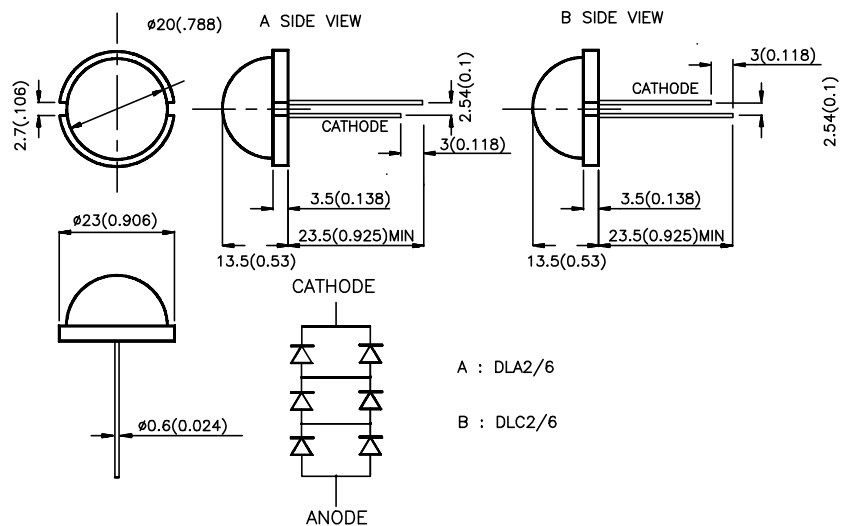
The Green and Super Bright Green source color devices are made with Gallium Phosphide Green Light Emitting Diode.

The High Efficiency Red source color devices are made with Gallium Arsenide Phosphide on Gallium Phosphide Orange Light Emitting Diode.

The Yellow source color devices are made with Gallium Arsenide Phosphide on Gallium Phosphide Yellow Light Emitting Diode.

The Super Bright Red source color devices are made with Gallium Aluminum Arsenide Red Light Emitting Diode.

Package Dimensions



Notes:

1. All dimensions are in millimeters (inches).
2. Tolerance is $\pm 0.25(0.01")$ unless otherwise noted.
3. Lead spacing is measured where the lead emerge package.
4. Specifications are subjected to change without notice.

Selection Guide

Part No.	Dice	Lens Type	Iv (mcd) @ 10 mA		Viewing Angle
			Min.	Max.	2 θ 1/2
DLA2/6ID DLC2/6ID	HIGH EFFICIENCY RED (GaAsP/GaP)	RED DIFFUSED	4	13	120°
DLA2/6GD DLC2/6GD	GREEN (GaP)	GREEN DIFFUSED	8	40	120°
DLA2/6YD DLC2/6YD	YELLOW (GaAsP/GaP)	YELLOW DIFFUSED	2.5	8.3	120°
DLA2/6SRD DLC2/6SRD	SUPER BRIGHT RED (GaAlAs)	RED DIFFUSED	*40	*75	120°
DLA2/6SGD DLC2/6SGD	SUPER BRIGHT GREEN (GaP)	GREEN DIFFUSED	*50	*80	120°

Notes:

1. θ 1/2 is the angle from optical centerline where the luminous intensity is 1/2 the optical centerline value.
2. *Luminous intensity with asterisk is measured at 20 mA.

Electrical / Optical Characteristics at T_A=25°C

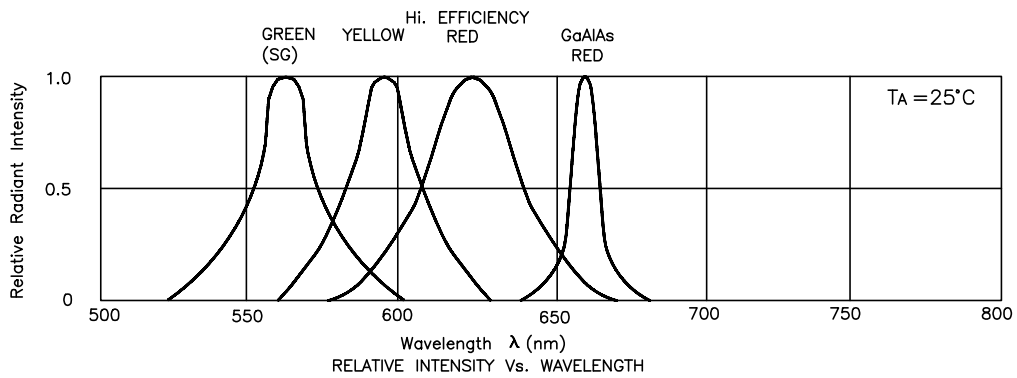
Symbol	Parameter	Device	Typ.	Max.	Units	Test Conditions
λ_{peak}	Peak Wavelength	High Efficiency Red Green Yellow Super Bright Red Super Bright Green	625 565 590 660 565		nm	IF=20mA
$\Delta\lambda_{1/2}$	Spectral Line Halfwidth	High Efficiency Red Green Yellow Super Bright Red Super Bright Green	45 30 35 20 30		nm	IF=20mA
C	Capacitance	High Efficiency Red Green Yellow Super Bright Red Super Bright Green	12 45 10 95 45		pF	VF=0V;f=1MHz
V _F	Forward Voltage	High Efficiency Red Green Yellow Super Bright Red Super Bright Green	2.0 2.2 2.1 1.85 2.2	2.5 2.5 2.5 2.5 2.5	V	IF=20mA
I _R	Reverse Current	All	10		uA	VR = 5V

Absolute Maximum Ratings at T_A=25°C

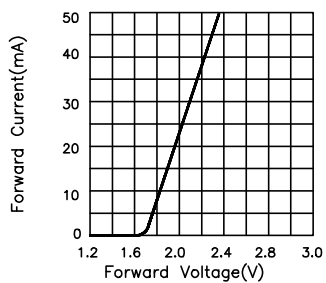
Parameter	High Efficiency Red	Green	Yellow	Super Bright Red	Super Bright Green	Units
Power dissipation	105	105	105	100	105	mW
DC Forward Current	30	25	30	30	25	mA
Peak Forward Current [1]	150	150	150	150	150	mA
Reverse Voltage	5	5	5	5	5	V
Operating/Storage Temperature	-40 °C To +85 °C					
Lead Soldering Temperature [2]	260 °C For 5 Seconds					

Notes:

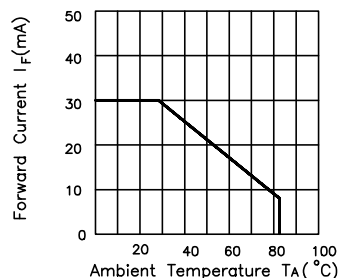
1. 1/10 Duty Cycle, 0.1ms Pulse Width.
2. 4mm below package base.



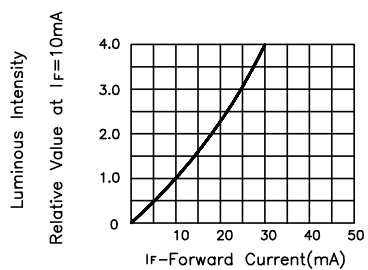
High Efficiency Red DLA2/6ID, DLC2/6ID



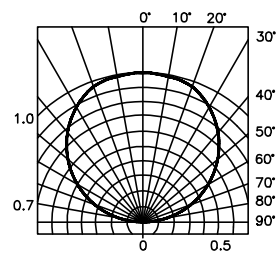
FORWARD CURRENT Vs. FORWARD VOLTAGE



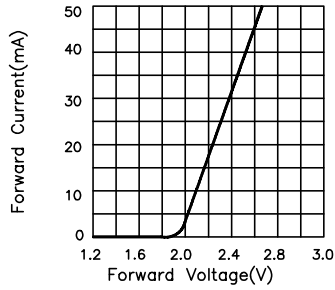
FORWARD CURRENT DERATING CURVE



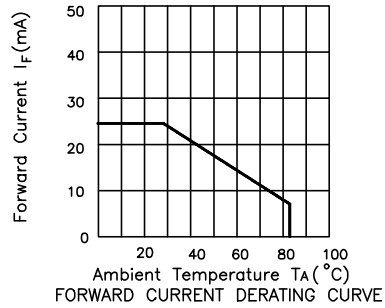
LUMINOUS INTENSITY Vs. FORWARD CURRENT



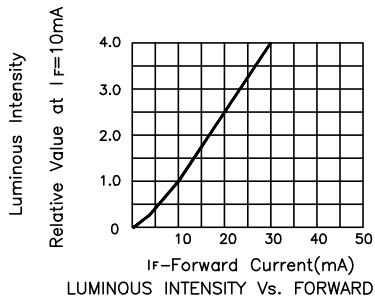
Green DLA2/6GD, DLC2/6GD



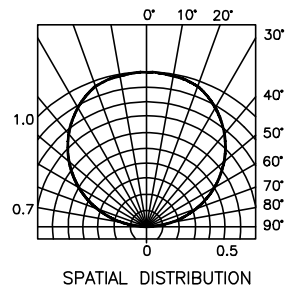
FORWARD CURRENT Vs. FORWARD VOLTAGE



FORWARD CURRENT DERATING CURVE

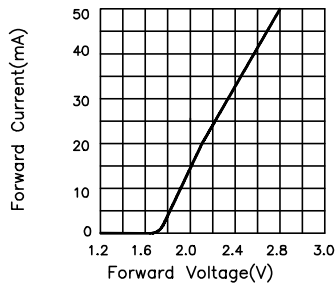


LUMINOUS INTENSITY Vs. FORWARD CURRENT

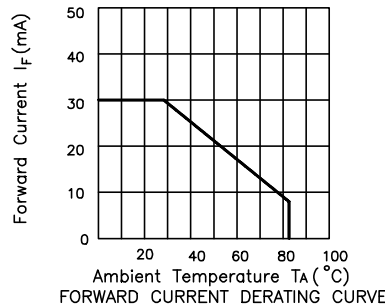


SPATIAL DISTRIBUTION

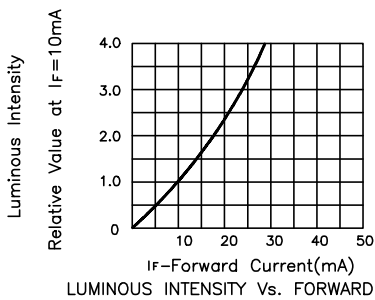
Yellow DLA2/6YD, DLC2/6YD



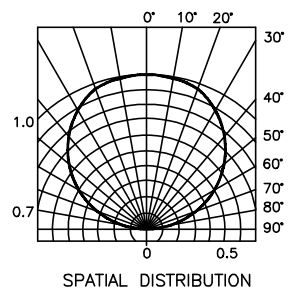
FORWARD CURRENT Vs. FORWARD VOLTAGE



FORWARD CURRENT DERATING CURVE

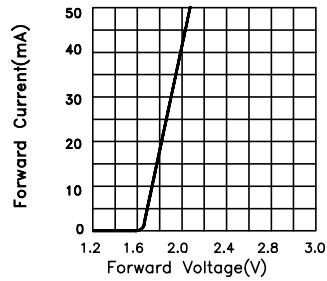


LUMINOUS INTENSITY Vs. FORWARD CURRENT

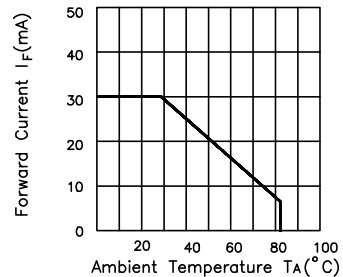


SPATIAL DISTRIBUTION

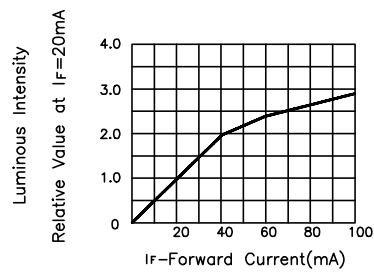
Super Bright Red DLA2/6SRD, DLC2/6SRD



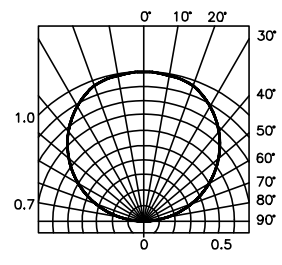
FORWARD CURRENT Vs. FORWARD VOLTAGE



FORWARD CURRENT DERATING CURVE

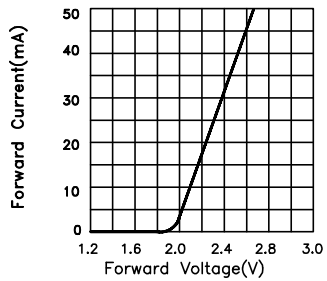


LUMINOUS INTENSITY Vs. FORWARD CURRENT

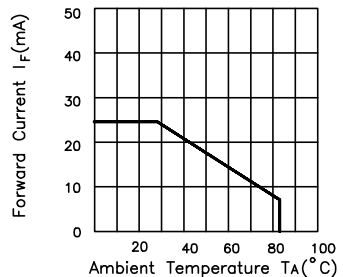


SPATIAL DISTRIBUTION

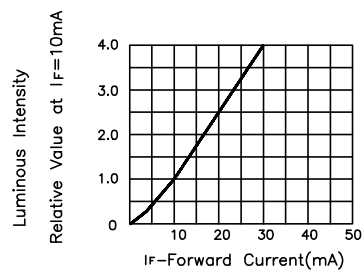
Super Bright Green DLA2/6SGD, DLC2/6SGD



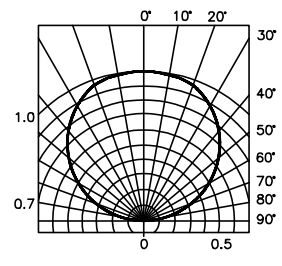
FORWARD CURRENT Vs. FORWARD VOLTAGE



FORWARD CURRENT DERATING CURVE



LUMINOUS INTENSITY Vs. FORWARD CURRENT



SPATIAL DISTRIBUTION