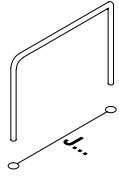
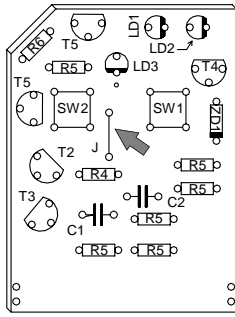


START

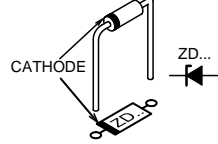
1 JUMPWIRE
DRAADBRUG
PONTAGE



◇ J



2 ZENER DIODE



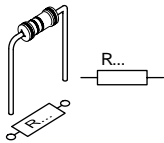
Watch the polarity!
Attention à la polarité!



◇ ZD1 : 8V2

3

Resistor - Weerstand -
Résistance - Widerstand -
Resistencia - Motstand -
Vastus - Resistenze



◇ R1, R2, R7, R8 : 100K

◇ R3, R4 : 220K

◇ R5 : 47K

◇ R6 : 220

(Brown, Black, Yellow) - (Bruin, zwart, Geel) - (Brun, noir, Jaune) - (Braun, Schwarz, Gelb) - (Brun, Svart, Gul) - (Ruskea, Musta, Keltainen) - (Marrón, Negro, Amarillo) - (Castanho, Preto, Amarelo) - (Marrone, Nero, Giallo)

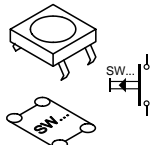
(Red, Red, Yellow) - (Rood, Rood, Geel) - (Rouge, Rouge, Jaune) - (Rot, Rot, Gelb) - (Röd, Röd, Gul) - (Punainen, Punainen, Keltainen) - (Rojo, Rojo, Amarillo) - (Encarnado, Encarnado, Amarelo) - (Rosso, Rosso, Giallo)

(Yellow, Purple, Orange) - (Geel, Paars, Oranje) - (Jaune, Violet, Orange) - (Gelb, Violet, Orange) - (Gul, Lila, Orange) - (Keltainen, Purppura, Oranssi) - (Amarillo, Morado, Naranja) - (Amarelo, Violeta, Laranja) - (Giallo, Viola, Aranciato)

(Red, Red, Brown) - (Rood, Rood, Bruin) - (Rouge, Rouge, Brun) - (Rot, Rot, Braun) - (Röd, Röd, Brun) - (Punainen, Punainen, Ruskea) - (Rojo, Rojo, Marrón) - (Encarnado, Encarnado, Castanho) - (Rosso, Rosso, Marrone)

4

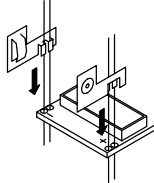
PUSH BUTTON



◇ SW1 : KRS0611 - Strobe
◇ SW2 : KRS0611 - Flashlight

5

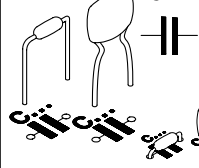
BATTERY CONTACTS



◇ +
◇ -

6

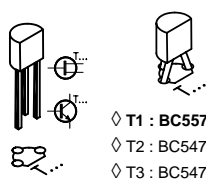
CAPACITOR



◇ C1 : 470nF (µ47, 474, 0.47)
◇ C2 : 220nF (224)

7

TRANSISTORS

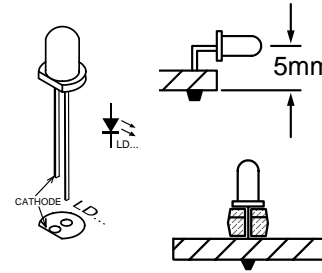


◇ T1 : BC557C
◇ T2 : BC547C
◇ T3 : BC547C
◇ T4 : BC547C
◇ T5 : BC547C

8

LEDs



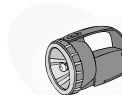
Watch the polarity!
Attention à la polarité!



◇ LED 1 : White / Blanc / Wit / Weiss / Hvidt / Vit / Valkoinen / Bianco / Branco

◇ LED 2 : White / Blanc / Wit / Weiss / Hvidt / Vit / Valkoinen / Bianco / Branco

◇ LED 3 : Red / Rood / Rouge / Rot / Röd / Punainen / Rojo / Encarnado / Rosso



Automatic battery management

9

ASSEMBLY

